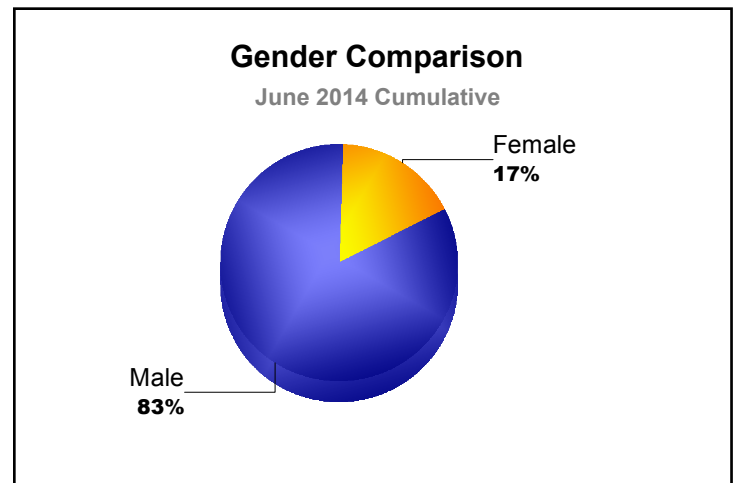
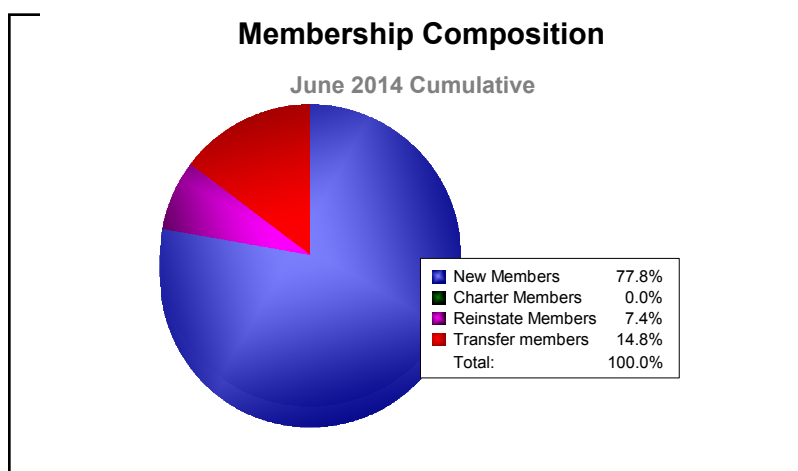
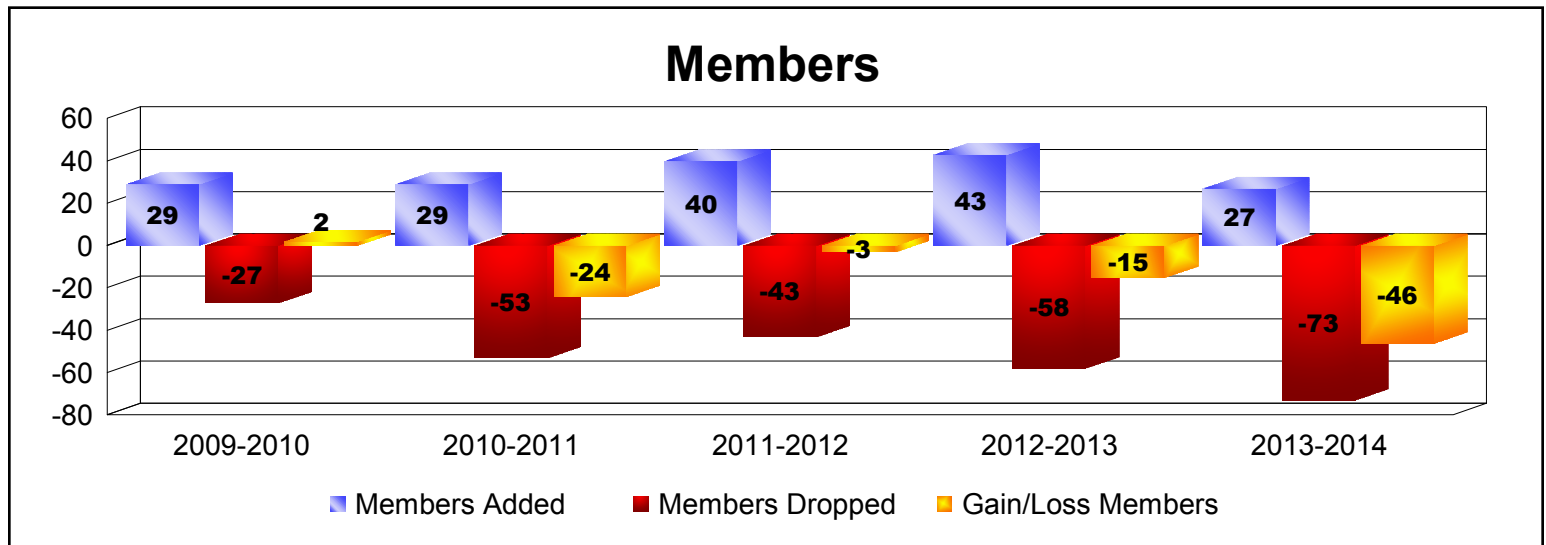
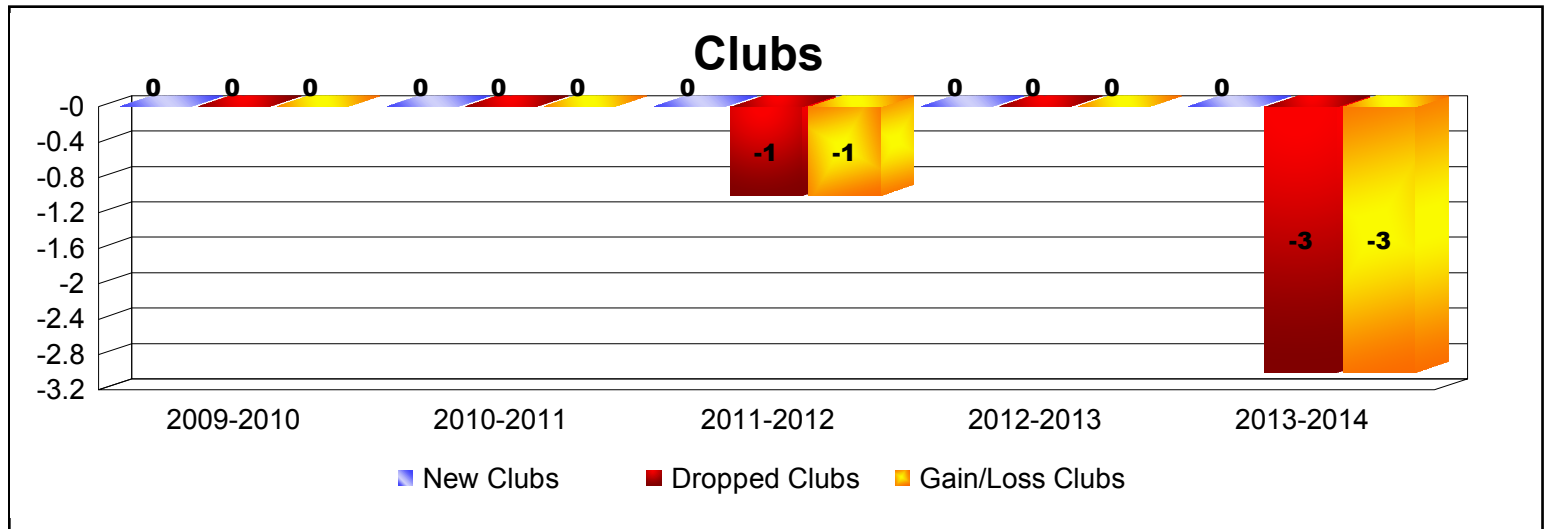


Year	New Clubs	Dropped Clubs	Gain/ Loss Clubs	New Members	Charter Members	Reinstate Members	Transfer Members	Total Member Added	Total Members Dropped	Gain/ Loss Members
2009-2010	0	0	0	29	0	0	0	29	-27	2
2010-2011	0	0	0	29	0	0	0	29	-53	-24
2011-2012	0	-1	-1	35	0	2	3	40	-43	-3
2012-2013	0	0	0	37	1	1	4	43	-58	-15
2013-2014	0	-3	-3	21	0	2	4	27	-73	-46
Average	0	-1	-1	30	0	1	2	34	-51	-17



Year	New Clubs	Dropped Clubs	Gain/ Loss Clubs	New Members	Charter Members	Reinstate Members	Transfer Members	Total Member Added	Total Members Dropped	Gain/ Loss Members
2009-2010	0	-1	-1	28	0	2	0	30	-58	-28
2010-2011	0	-1	-1	34	0	4	0	38	-39	-1
2011-2012	0	-1	-1	22	0	2	1	25	-53	-28
2012-2013	0	0	0	24	0	0	2	26	-25	1
2013-2014	0	0	0	11	0	0	1	12	-34	-22
Average	0	-1	-1	24	0	2	1	26	-42	-16

